

2024 PERFORMANCE REPORT

PAPER B GRADE 2

YEAR 3

RULES



Paper B - Grade 2, Year 3: 100 Marks

20 Multiple-Choice Questions / 5 Free-Response Questions for 90 min

3 marks each are contained by Questions 1-10, 4 marks each by Questions 11-20 and 6 marks each by Free-Response Questions 21-25, making a full score of 100. There is no penalty/deduction for wrong answer.

Awards

Top scorers will receive Gold (top 5% Globally), Silver (next 10% Globally), Bronze (next 15% Globally) and Merit (next 20% Globally) awards.

JMMC 2024 AWARDS & THRESHOLD : PAPER B



JUNIOR MATH
MASTERY CHALLENGE

FULL SCORE : 100

Year	Highest	Gold	Silver	Bronze	Merit
2024	86	61	46	34	24

Paper B

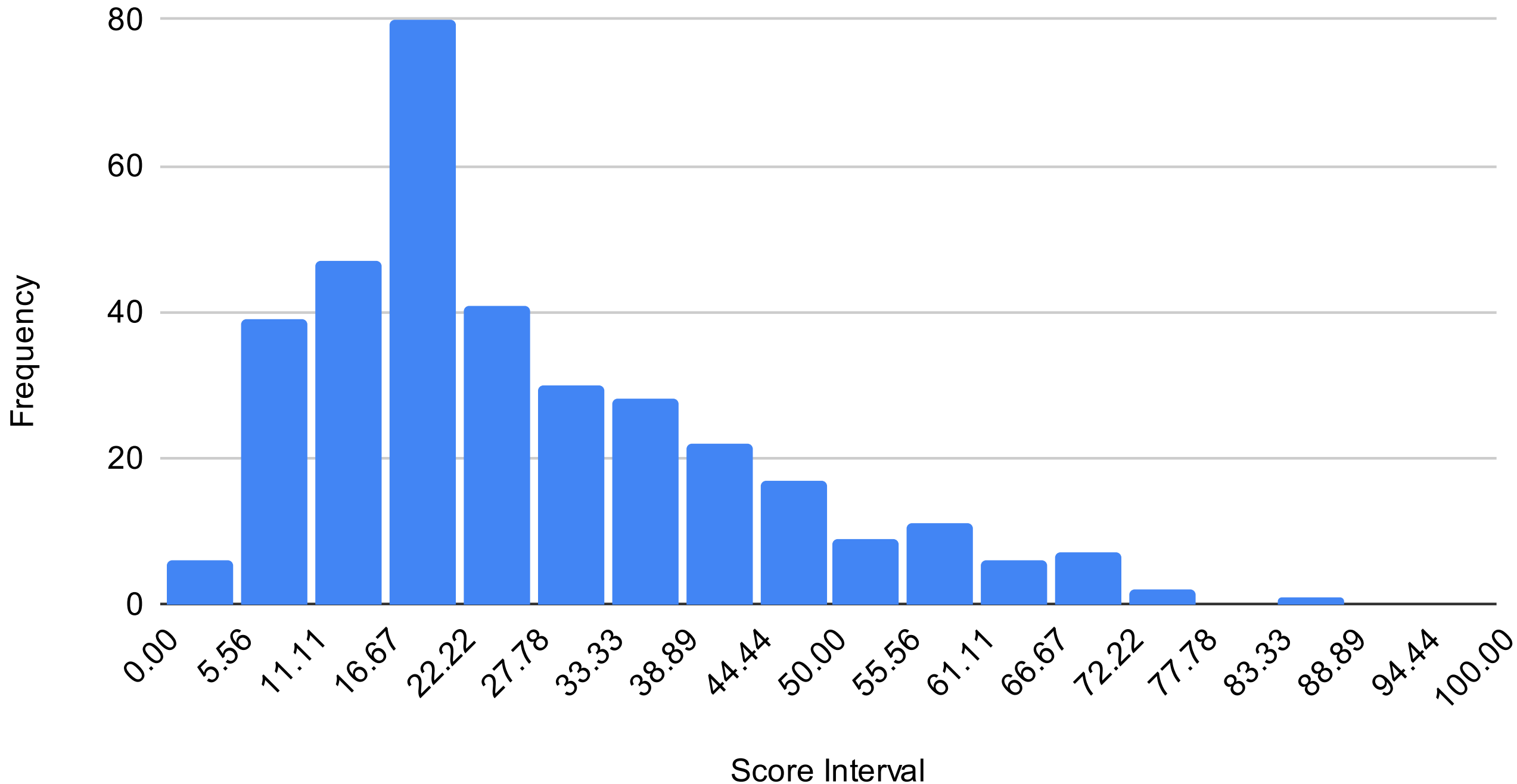
TOP GOLD HONOR

Student Name	Country	Student School
Loo Jie Ren	Malaysia	SJK (C) SHANG WU
Pavin Pattanavekin	Thailand	HEADSTART INTERNATIONAL SCHOOL
Ervin You Teng Hii	Singapore	WELLINGTON PRIMARY SCHOOL



Paper B

Score Distribution of All Countries

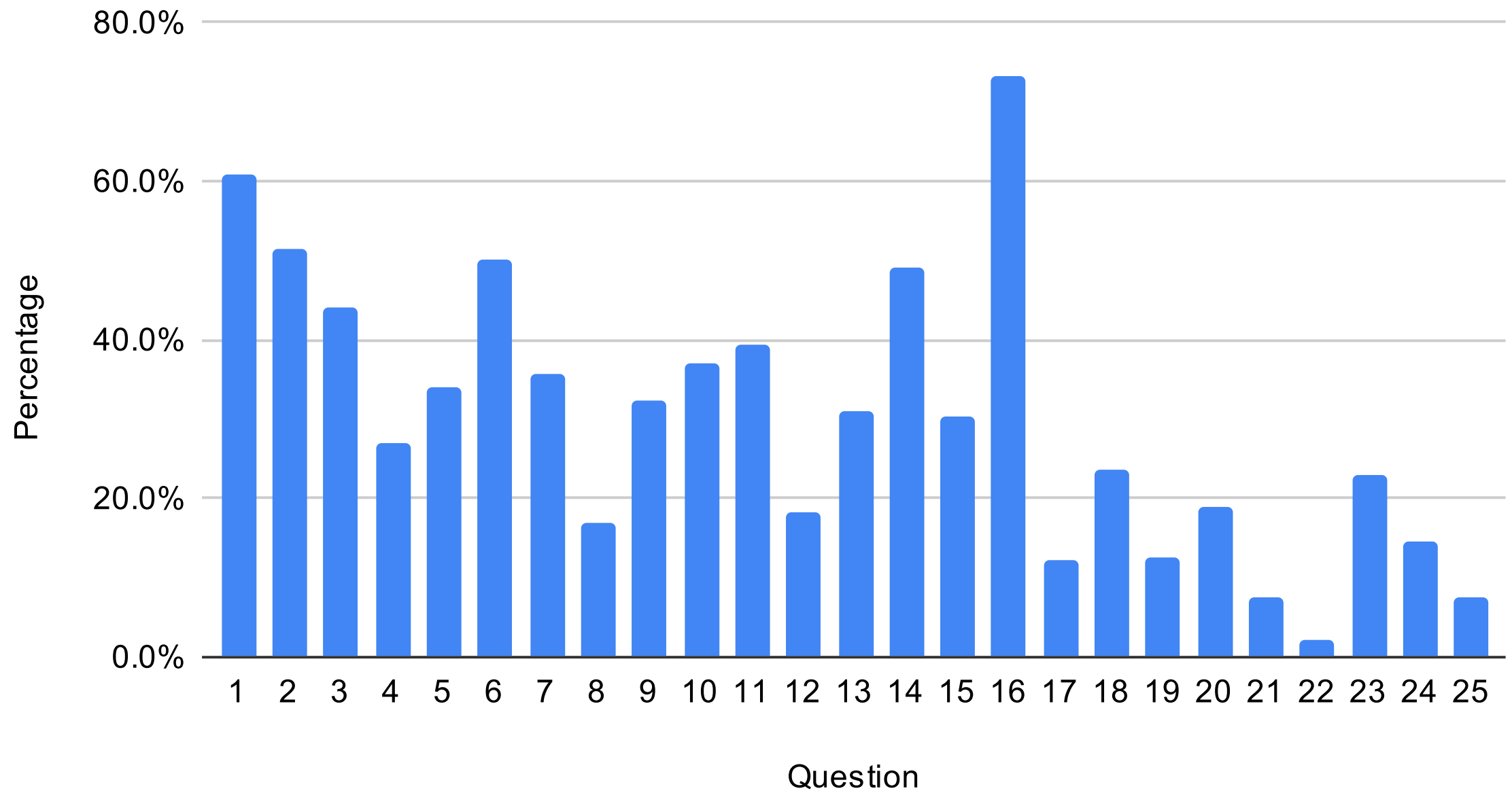


Score Statistics of Paper B	
Maximum	100
Highest	86
Average	27.3
Std Dev	16.1



Paper B

Percentages of Correct Answer



No.	A	B	C	D	E	N/A	Answer
1	12.4%	60.7%	4.3%	1.2%	20.5%	0.9%	B
2	11.6%	10.1%	18.8%	6.6%	51.4%	1.4%	E
3	8.4%	11.0%	21.7%	44.2%	13.0%	1.7%	D
4	17.6%	26.9%	27.5%	10.4%	14.5%	3.2%	B
5	34.1%	15.0%	17.6%	17.1%	14.2%	2.0%	A
6	11.8%	8.1%	12.7%	50.0%	15.6%	1.7%	D
7	18.2%	22.3%	14.7%	8.4%	35.5%	0.9%	E
8	18.5%	17.1%	15.9%	31.5%	14.7%	2.3%	B
9	5.8%	13.9%	32.4%	15.0%	31.5%	1.4%	C
10	3.2%	6.6%	10.4%	37.0%	41.0%	1.7%	D
11	19.1%	39.3%	17.6%	8.7%	13.9%	1.4%	B
12	27.5%	18.2%	11.6%	7.5%	32.4%	2.9%	B
13	30.9%	12.4%	21.1%	13.9%	19.7%	2.0%	A
14	15.3%	49.1%	10.1%	8.1%	15.6%	1.7%	B
15	15.9%	15.9%	30.3%	29.5%	6.9%	1.4%	C
16	73.1%	10.4%	4.9%	4.9%	4.9%	1.7%	A
17	39.3%	20.5%	13.9%	12.1%	12.7%	1.4%	D
18	23.7%	21.4%	23.7%	9.2%	20.2%	1.7%	C
19	20.2%	11.6%	7.2%	12.7%	46.8%	1.4%	D
20	16.5%	22.8%	17.6%	21.4%	19.1%	2.6%	E
21	Short Answer				%Correct	7.5%	
22	Short Answer				%Correct	2.3%	
23	Short Answer				%Correct	23.1%	
24	Short Answer				%Correct	14.5%	
25	Short Answer				%Correct	7.5%	

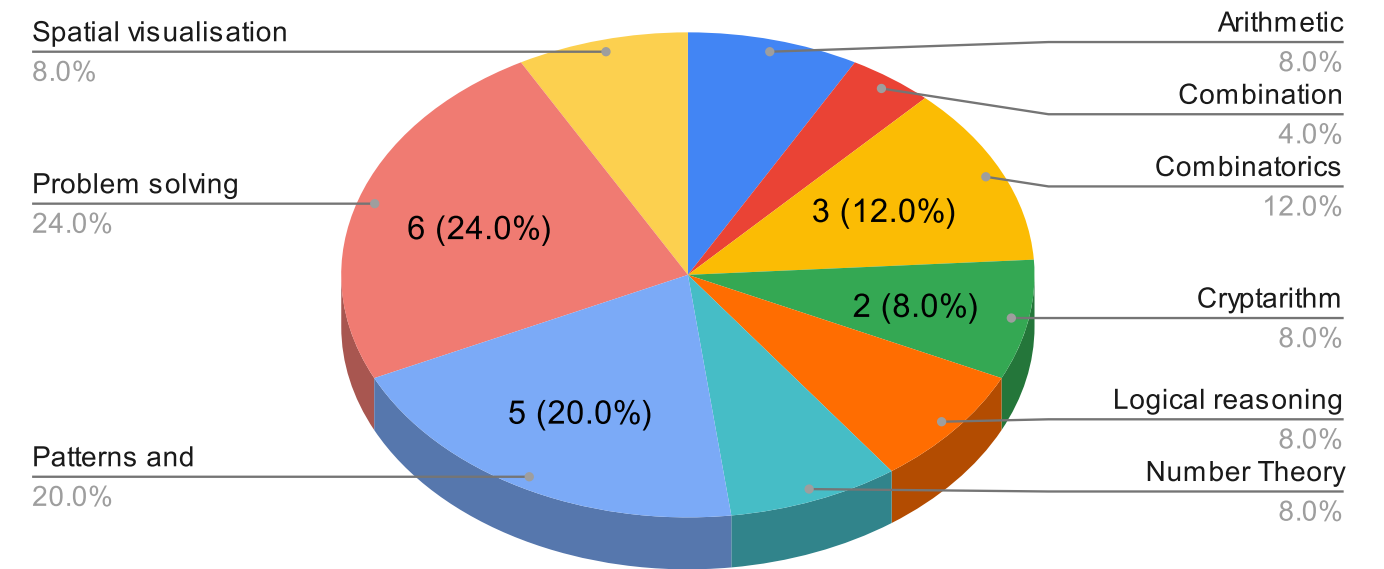
Bold figures represent the percentage of correct answer for each MCQ question. The highlighted figures indicate the 4 lowest values.



Paper B

No	Topic	No	Topic	No	Topic
1	Arithmetic	11	Cryptarithm	21	Problem solving
2	Patterns and sequences	12	Patterns and sequences	22	Logical reasoning
3	Combination operations	13	Problem solving	23	Cryptarithm
4	Patterns and sequences	14	Arithmetic	24	Number Theory
5	Patterns and sequences	15	Patterns and sequences	25	Number Theory
6	Combinatorics	16	Spatial visualisation		
7	Spatial visualisation	17	Combinatorics		
8	Problem solving	18	Combinatorics		
9	Problem solving	19	Problem solving		
10	Problem solving	20	Logical reasoning		

Topic Proportions



Average Performance by Topics

1	Logical reasoning	10.69%
2	Number Theory	10.98%
3	Problem solving	22.93%
4	Combinatorics	28.61%
5	Cryptarithm	31.21%
6	Patterns and sequences	32.20%
7	Combination operations	44.22%
8	Spatial visualisation	54.34%
9	Arithmetic	54.91%