

2024 PERFORMANCE REPORT

PAPER K PRE PRIMARY
KINDERGARTEN

RULES



Pre Primary (K): 50 Marks

15 Multiple-Choice Questions for 45 min

3 marks each are contained by Questions 1-10 and 4 marks each by Questions 11-15, making a full score of 50. There is no penalty/deduction for wrong answer.

Awards

Top scorers will receive **Gold (top 5% Globally)**, **Silver (next 10% Globally)**, **Bronze (next 15% Globally)** and **Merit (next 20% Globally)** awards.

JMMC 2024 AWARDS & THRESHOLD : PAPER K



FULL SCORE : 50

Year	Highest	Gold	Silver	Bronze	Merit
2024	43	36	29	25	20

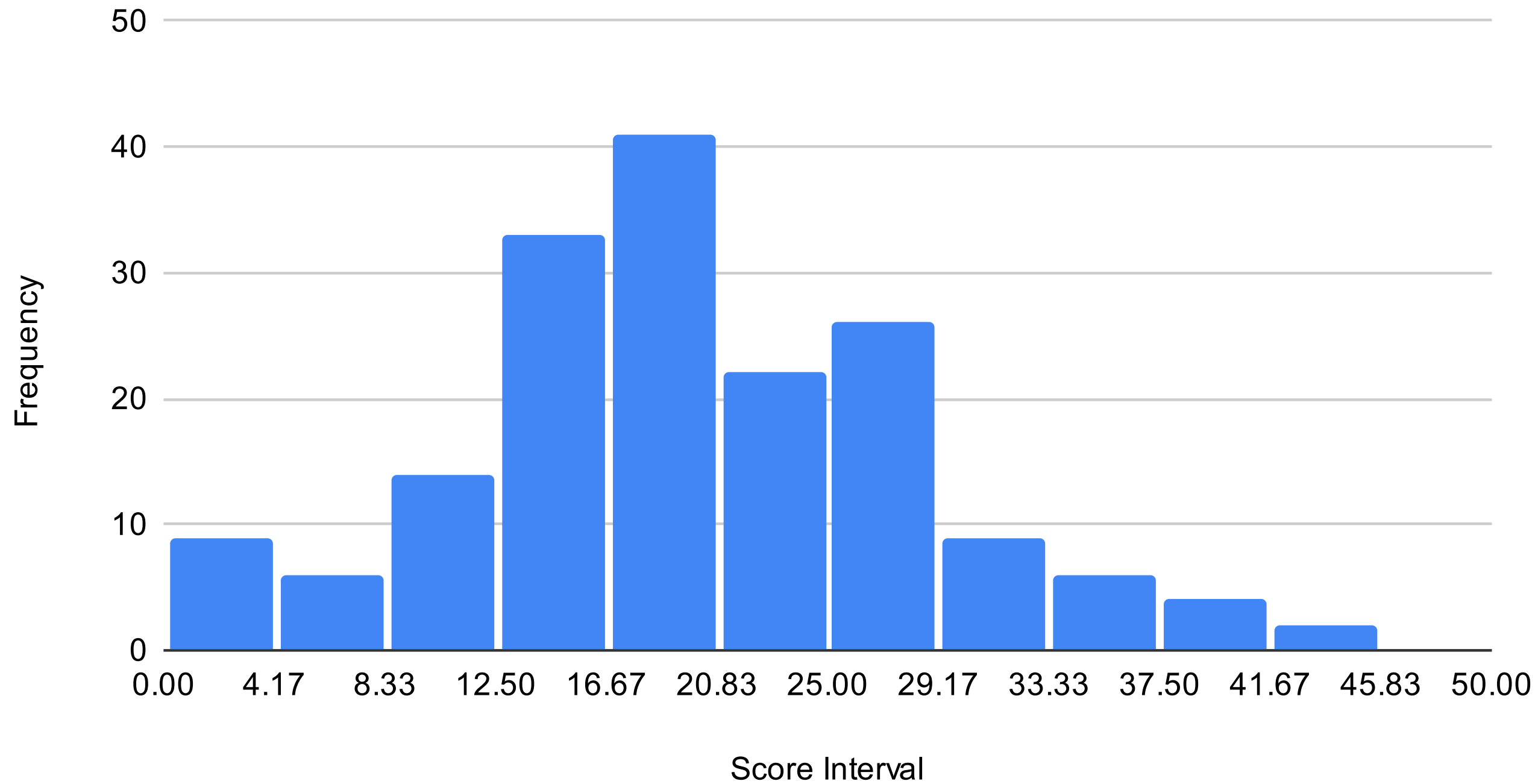
TOP GOLD HONOR

Student Name	Country	Student School
Mira Petchdee	Thailand	THAI-SINGAPORE INTERNATIONAL SCHOOL
Wong Ea Son	Malaysia	SAM KOTA KEMUNING
Dhiren Rai Dipendra	Malaysia	SRI KL INTERNATIONAL SCHOOL
Davin Melviano Avicenna	Indonesia	LAZUARDI HAURA KINDERGARTEN BANDAR LAMPUNG



Paper K

Score Distribution of All Countries

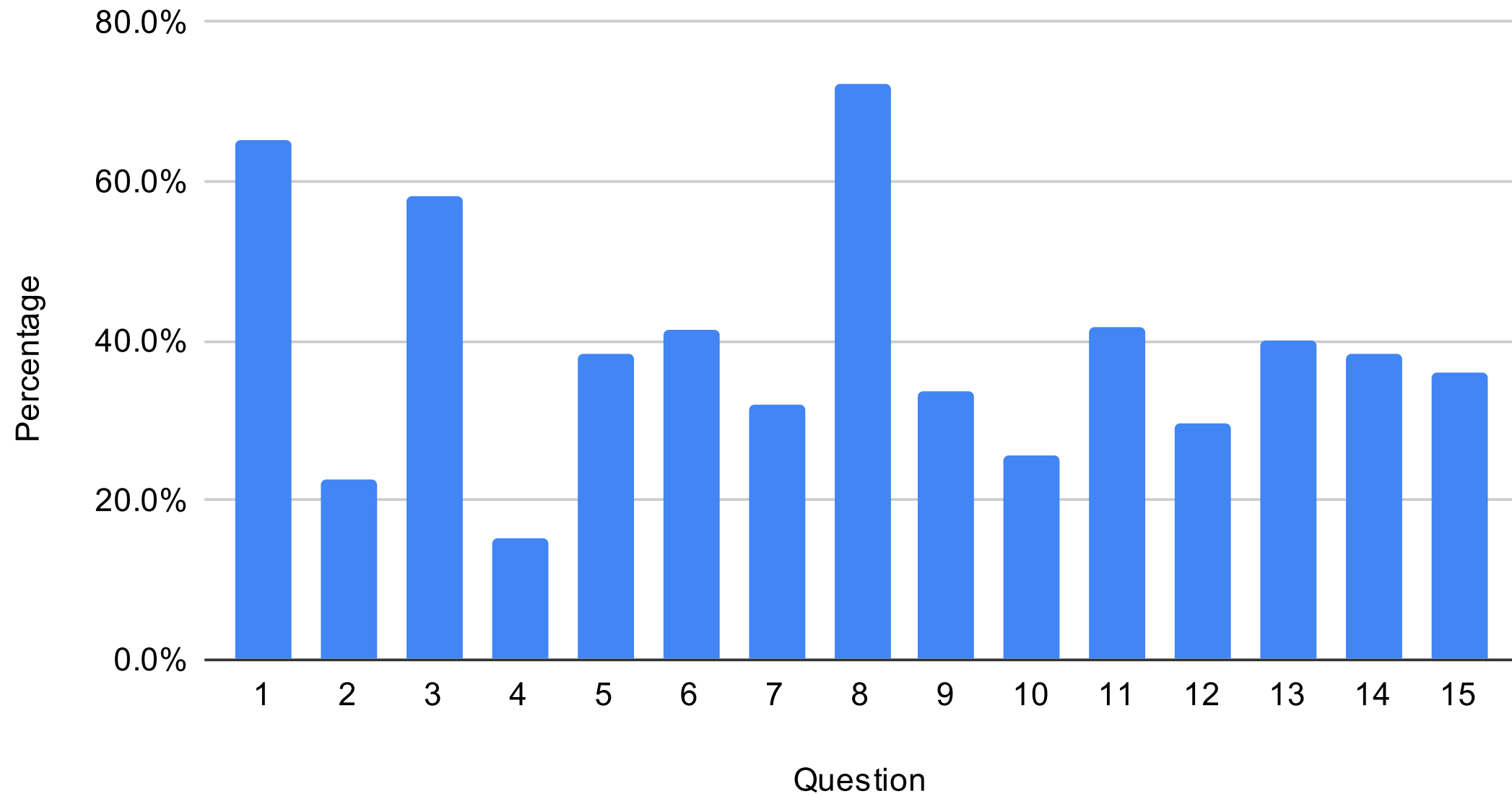


Score Statistics of Paper K	
Maximum	50
Highest	43
Average	19.6
Std Dev	8.9



Paper K

Percentages of Correct Answer



No.	A	B	C	N/A	Answer
1	12.2%	15.7%	65.1%	6.4%	C
2	29.1%	22.7%	40.1%	7.6%	B
3	58.1%	22.7%	13.4%	5.8%	A
4	57.0%	20.9%	15.1%	7.0%	C
5	27.3%	38.4%	27.3%	7.0%	B
6	26.7%	23.3%	41.3%	8.7%	C
7	25.6%	34.9%	32.0%	7.6%	C
8	10.5%	72.1%	10.5%	7.0%	B
9	33.7%	44.2%	15.7%	6.4%	A
10	25.6%	22.7%	41.3%	10.5%	A
11	16.9%	32.6%	41.9%	8.7%	C
12	33.7%	29.7%	27.9%	8.7%	B
13	26.2%	26.2%	40.1%	7.6%	C
14	32.6%	22.1%	38.4%	7.0%	C
15	25.6%	36.0%	29.7%	8.7%	B

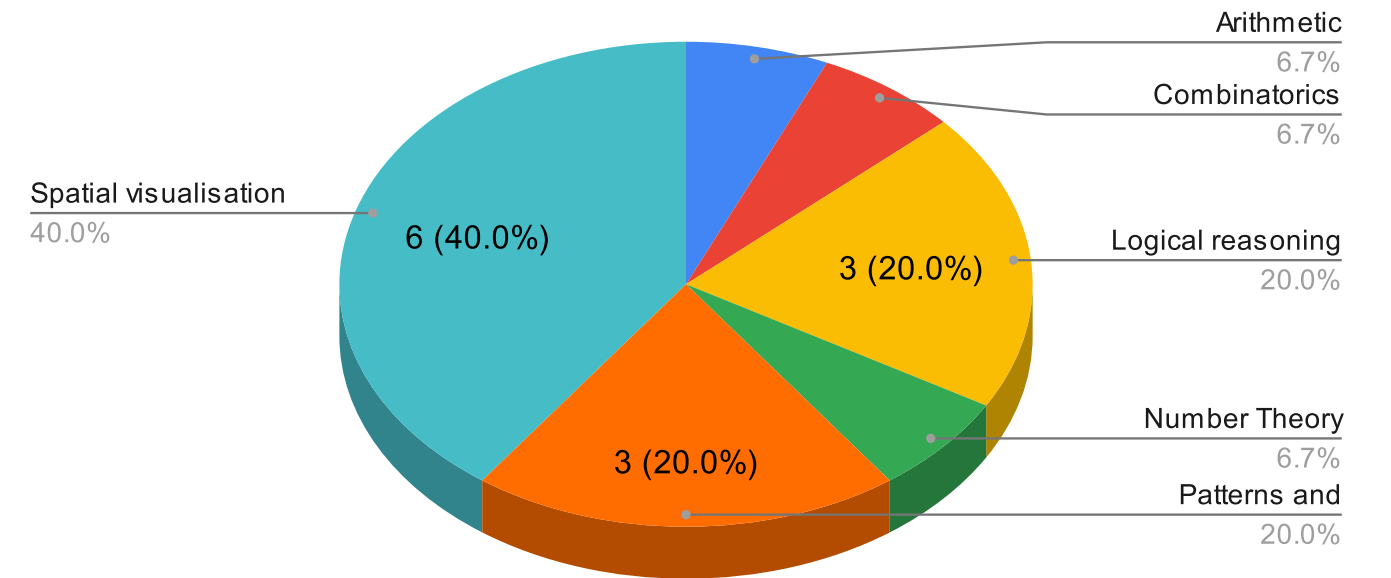
Bold figures represent the percentage of correct answer for each MCQ question. The highlighted figures indicate the 3 lowest values.



Paper K

No	Topic	No	Topic
1	Patterns and sequences	11	Logical reasoning
2	Spatial visualisation	12	Logical reasoning
3	Spatial visualisation	13	Spatial visualisation
4	Spatial visualisation	14	Patterns and sequences
5	Arithmetic	15	Logical reasoning
6	Spatial visualisation		
7	Combinatorics		
8	Spatial visualisation		
9	Patterns and sequences		
10	Number Theory		

Topic Proportions



Average Performance by Topics

1	Number Theory	25.58%
2	Combinatorics	31.98%
3	Logical reasoning	35.85%
4	Arithmetic	38.37%
5	Spatial visualisation	41.57%
6	Patterns and sequences	45.74%