

2024 PERFORMANCE REPORT

PAPER D GRADE 4

YEAR 5

RULES



Paper D - Grade 4, Year 5: 100 Marks

20 Multiple-Choice Questions / 5 Free-Response Questions for 90 min

3 marks each are contained by Questions 1-10, 4 marks each by Questions 11-20 and 6 marks each by Free-Response Questions 21-25, making a full score of 100. There is no penalty/deduction for wrong answer.

Awards

Top scorers will receive Gold (top 5% Globally), Silver (next 10% Globally), Bronze (next 15% Globally) and Merit (next 20% Globally) awards.

JMMC 2024 AWARDS & THRESHOLD : PAPER D



JUNIOR MATH
MASTERY CHALLENGE

FULL SCORE : 100

Year	Highest	Gold	Silver	Bronze	Merit
2024	100*	54	38	30	23

* PERFECT SCORE

Paper D

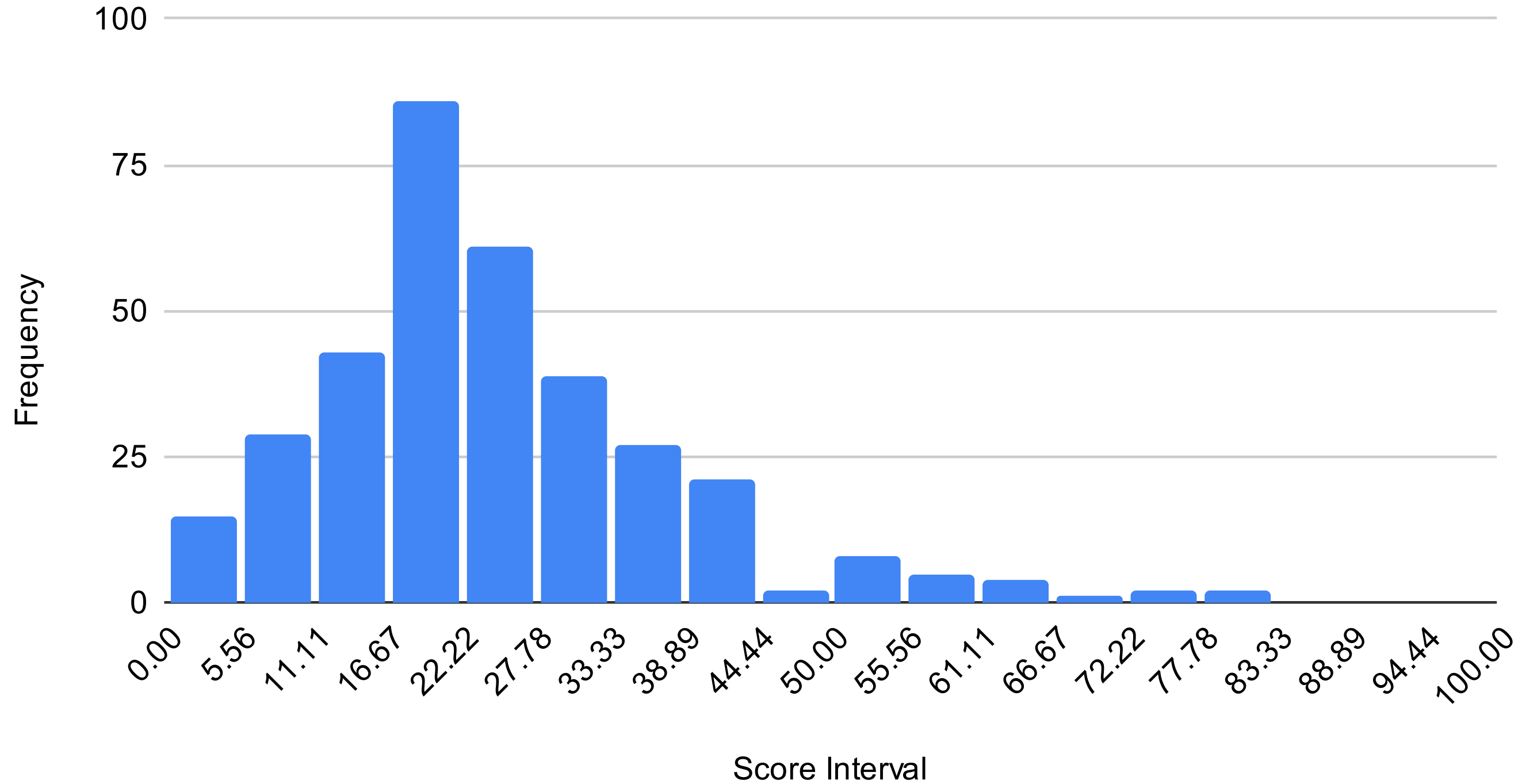
TOP GOLD HONOR

Student Name	Country	Student School
Glenn Maxwell Haryanto	Indonesia	STELLA GRACIA SCHOOL LOMBOK
Adrian Jeric Ang	Philippines	XAVIER SCHOOL SAN JUAN
Alistair Ivan Siahingco	Philippines	SAINT JUDE CATHOLIC SCHOOL



Paper D

Score Distribution of All Countries

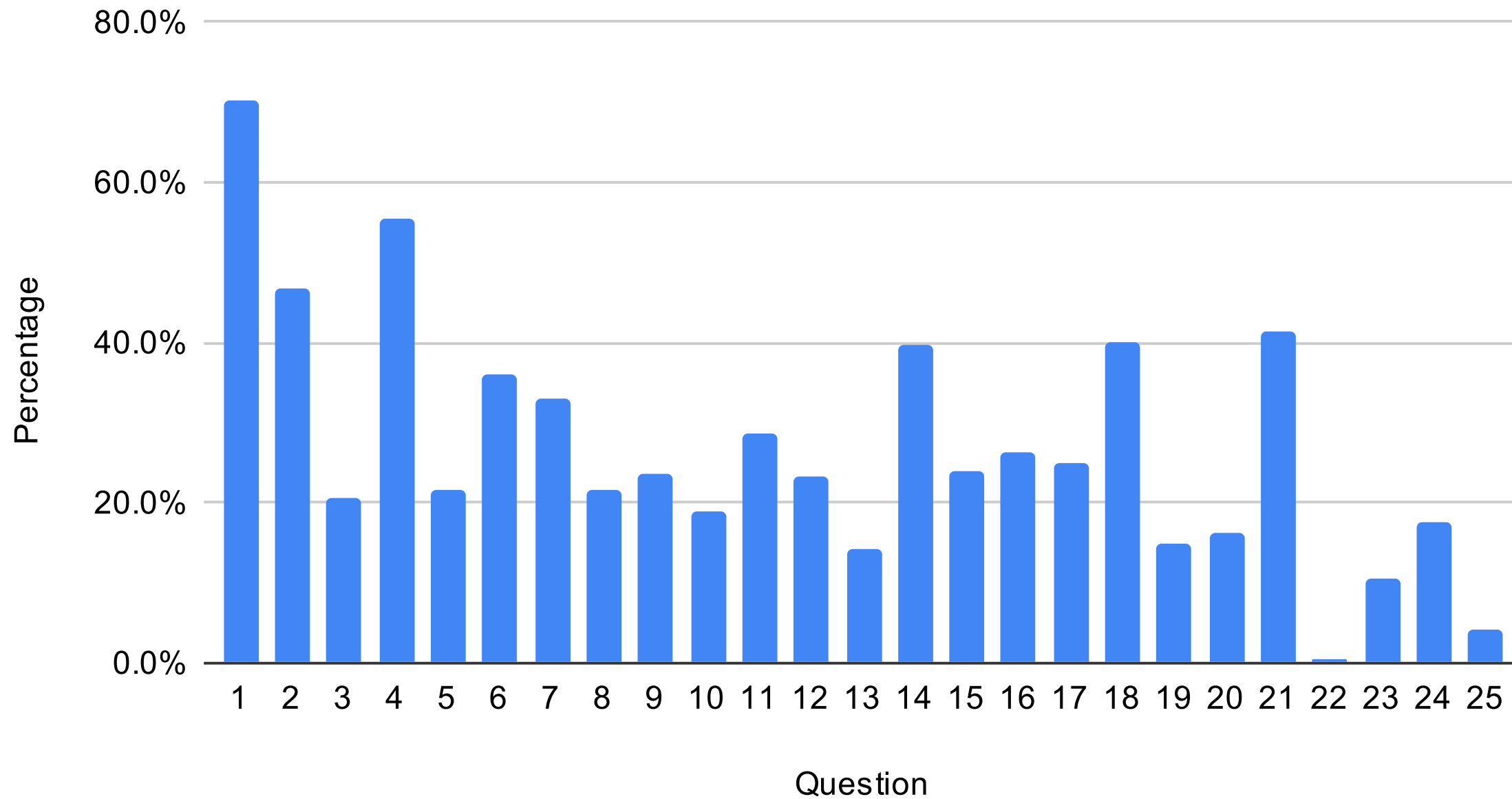


Score Statistics of Paper D	
Maximum	100
Highest	100
Average	25.0
Std.	14.3



Paper D

Percentages of Correct Answer



No.	A	B	C	D	E	N/A	Answer
1	12.4%	11.8%	70.2%	2.0%	0.9%	2.6%	C
2	5.8%	7.2%	6.6%	46.8%	29.8%	3.8%	D
3	20.5%	31.8%	10.7%	7.2%	26.6%	3.2%	A
4	9.2%	12.4%	11.6%	55.5%	8.4%	2.9%	D
5	22.5%	17.9%	13.9%	21.7%	21.4%	2.6%	D
6	36.1%	28.6%	7.8%	7.5%	15.9%	4.0%	A
7	10.4%	32.9%	13.6%	8.7%	30.9%	3.5%	B
8	25.1%	21.7%	14.2%	16.8%	18.8%	3.5%	B
9	27.5%	18.5%	10.7%	23.7%	17.3%	2.3%	D
10	18.8%	9.2%	23.7%	13.0%	32.1%	3.2%	A
11	19.1%	20.8%	11.0%	28.6%	17.6%	2.9%	D
12	11.6%	23.4%	17.1%	9.2%	36.4%	2.3%	B
13	9.8%	24.9%	14.2%	24.9%	23.4%	2.9%	C
14	9.8%	9.2%	18.2%	19.7%	39.9%	3.2%	E
15	20.2%	19.4%	18.5%	13.6%	24.0%	4.3%	E
16	21.7%	19.9%	26.3%	9.0%	20.2%	2.9%	C
17	7.5%	23.4%	24.9%	13.3%	27.7%	3.2%	C
18	12.4%	18.5%	40.2%	7.8%	17.1%	4.0%	C
19	32.7%	25.7%	12.4%	15.0%	10.7%	3.5%	D
20	9.0%	5.5%	16.2%	8.4%	57.5%	3.5%	C
21	Short Answer				%Correct		41.3%
22	Short Answer				%Correct		0.6%
23	Short Answer				%Correct		10.4%
24	Short Answer				%Correct		17.6%
25	Short Answer				%Correct		4.3%

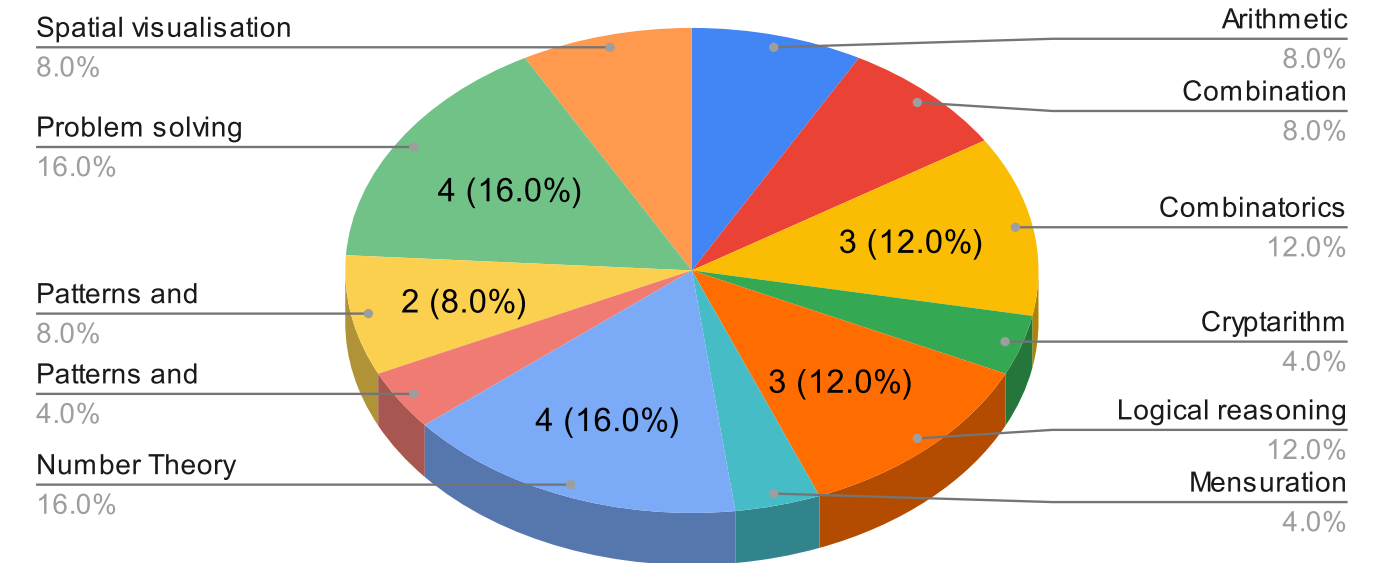
Bold figures represent the percentage of correct answer for each MCQ question. The highlighted figures indicate the 4 lowest values.



Paper D

No	Topic	No	Topic	No	Topic
1	Patterns and sequences	11	Combinatorics	21	Logical reasoning
2	Arithmetic	12	Spatial visualisation	22	Cryptarithm
3	Combinatorics	13	Arithmetic	23	Problem solving
4	Combination operations	14	Combinatorics	24	Patterns and sequences
5	Mensuration	15	Logical reasoning	25	Patterns and sequences
6	Combination operations	16	Problem solving		
7	Problem solving	17	Patterns and sequences		
8	Spatial visualisation	18	Number Theory		
9	Number Theory	19	Problem solving		
10	Number Theory	20	Logical reasoning		

Topic Proportions



Average Performance by Topics

1	Cryptarithm	0.58%
2	Problem solving	21.17%
3	Patterns and sequences	21.24%
4	Mensuration	21.68%
5	Number Theory	21.75%
6	Spatial visualisation	22.54%
7	Logical reasoning	27.17%
8	Combinatorics	29.67%
9	Arithmetic	30.49%
10	Combination operations	45.81%
11	Patterns and	70.23%