

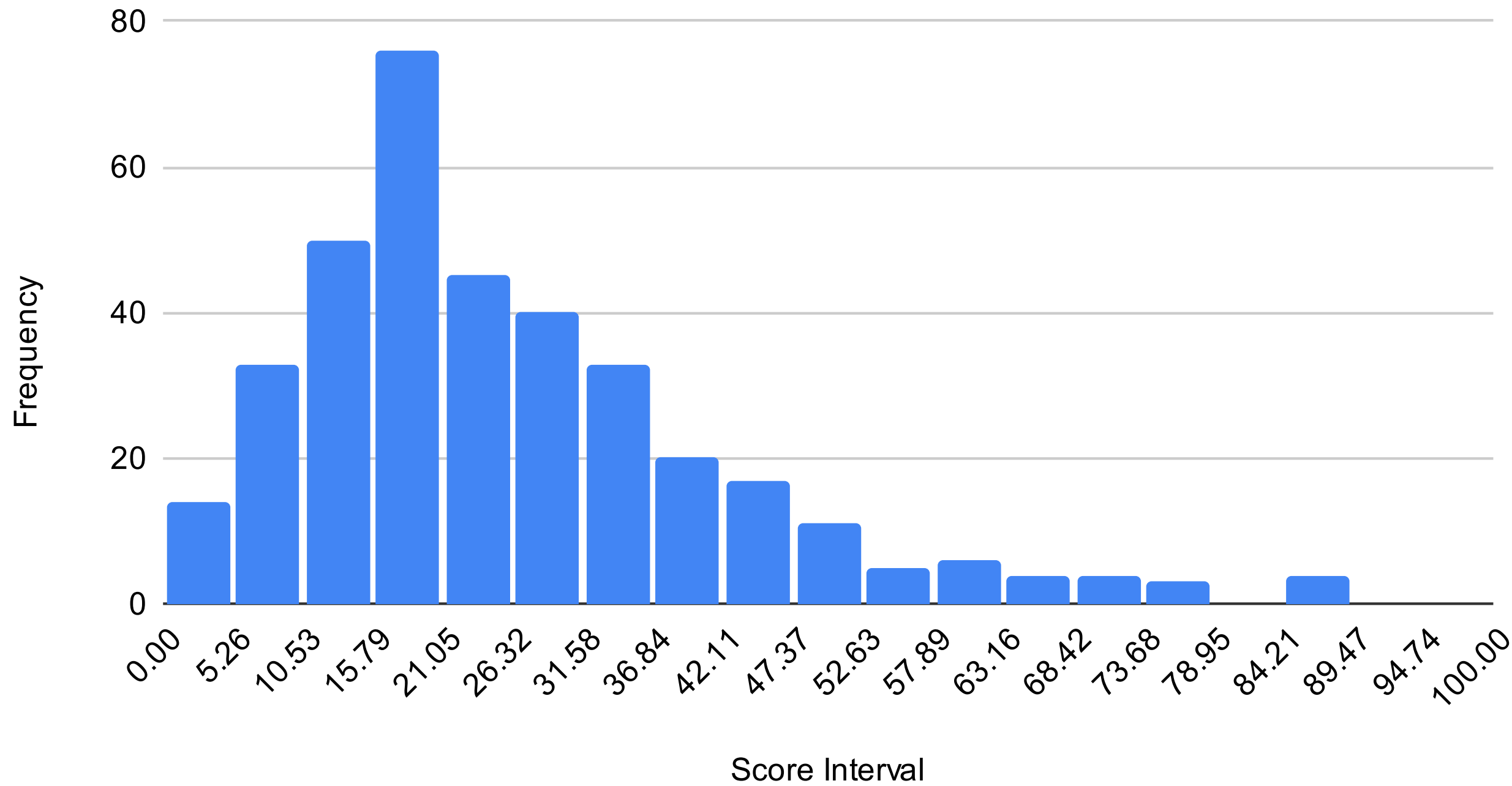
**TOP GOLD HONOR**

Student Name	Country	Student School
Pon Jaikasemwong	Thailand	PENBURY SCHOOL
Jayson Machiavell Calumpong	Philippines	DE LA SALLE INTEGRATED SCHOOL - LAGUNA CAMPUS
Gracelyn Athena Jembar	Indonesia	SEKOLAH VICTORY PLUS
Nitis Srirungsakul	Thailand	CHULALONGKORN UNIVERSITY DEMONSTRATION ELEMENTARY SCHOOL



Paper C

Score Distribution of All Countries

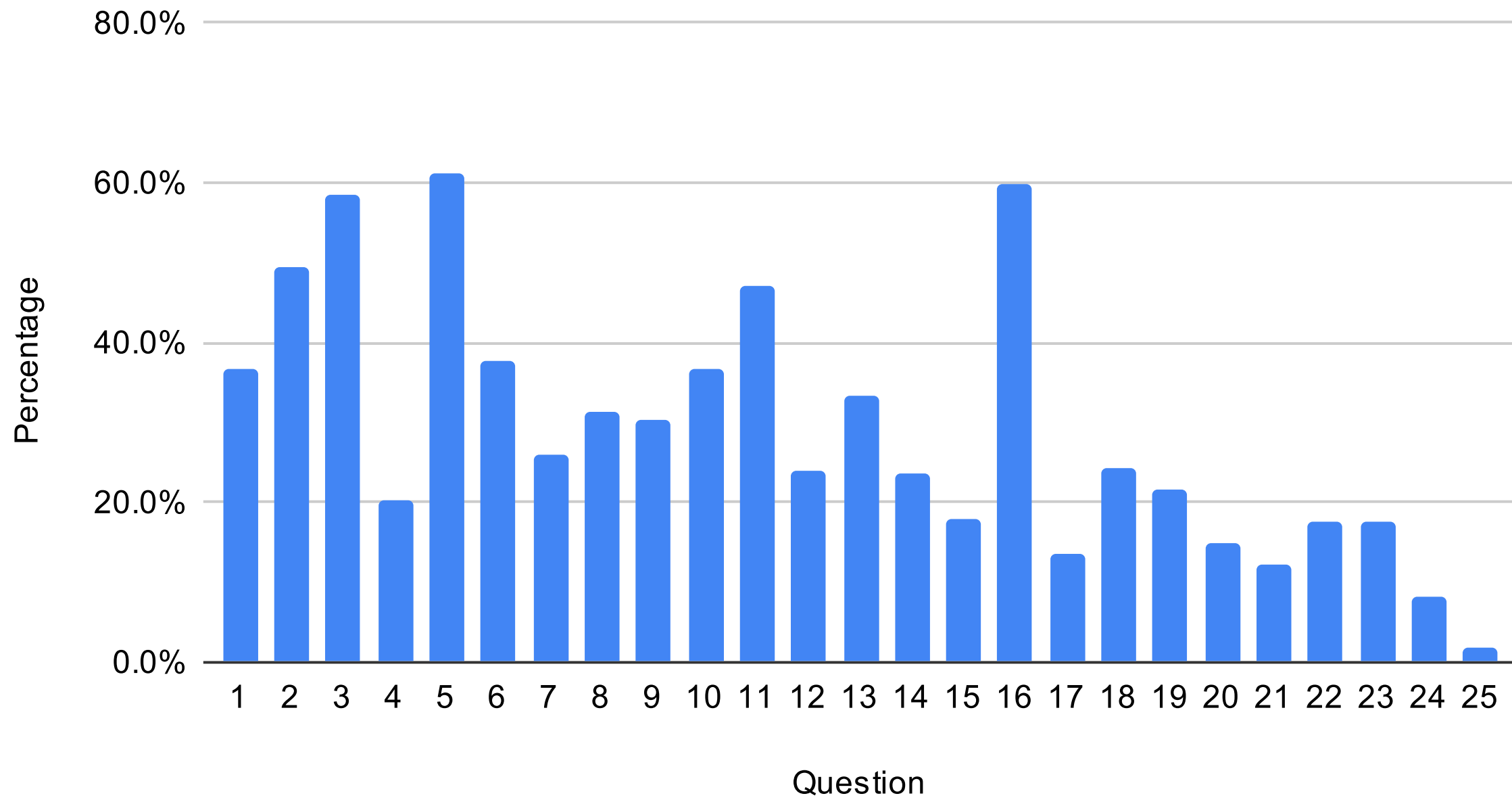


Score Statistics of Paper C	
Maximum	100
Highest	88
Average	26.3
Std.	16.4



Paper C

Percentages of Correct Answer



No.	A	B	C	D	E	N/A	Answer
1	11.0%	18.9%	15.6%	36.7%	14.8%	3.0%	D
2	21.1%	49.3%	11.2%	6.0%	9.6%	2.7%	B
3	2.5%	4.7%	58.4%	9.9%	22.2%	2.5%	C
4	50.7%	20.3%	11.0%	7.7%	6.8%	3.6%	B
5	12.1%	61.1%	9.9%	5.8%	8.8%	2.5%	B
6	10.7%	26.3%	37.8%	8.8%	13.2%	3.3%	C
7	26.0%	13.2%	22.7%	14.2%	18.6%	5.2%	A
8	14.8%	17.8%	31.2%	13.2%	19.5%	3.6%	C
9	3.8%	30.4%	9.3%	8.5%	43.8%	4.1%	B
10	21.6%	14.0%	36.7%	9.9%	14.8%	3.0%	C
11	8.2%	10.1%	18.4%	12.3%	47.1%	3.8%	E
12	21.1%	14.0%	20.0%	16.7%	24.1%	4.1%	E
13	26.0%	13.7%	33.4%	13.7%	9.9%	3.3%	C
14	23.6%	31.8%	11.5%	15.3%	13.4%	4.4%	A
15	28.2%	9.3%	13.4%	17.8%	27.9%	3.3%	D
16	59.7%	15.6%	12.3%	4.1%	4.9%	3.3%	A
17	42.2%	22.5%	13.7%	12.9%	5.5%	3.3%	C
18	23.8%	24.4%	10.7%	6.0%	32.1%	3.0%	B
19	7.7%	21.6%	10.4%	17.8%	39.5%	3.0%	B
20	37.0%	23.3%	13.2%	15.1%	7.9%	3.6%	D
21	Short Answer				%Correct		12.3%
22	Short Answer				%Correct		17.5%
23	Short Answer				%Correct		17.5%
24	Short Answer				%Correct		8.2%
25	Short Answer				%Correct		1.9%

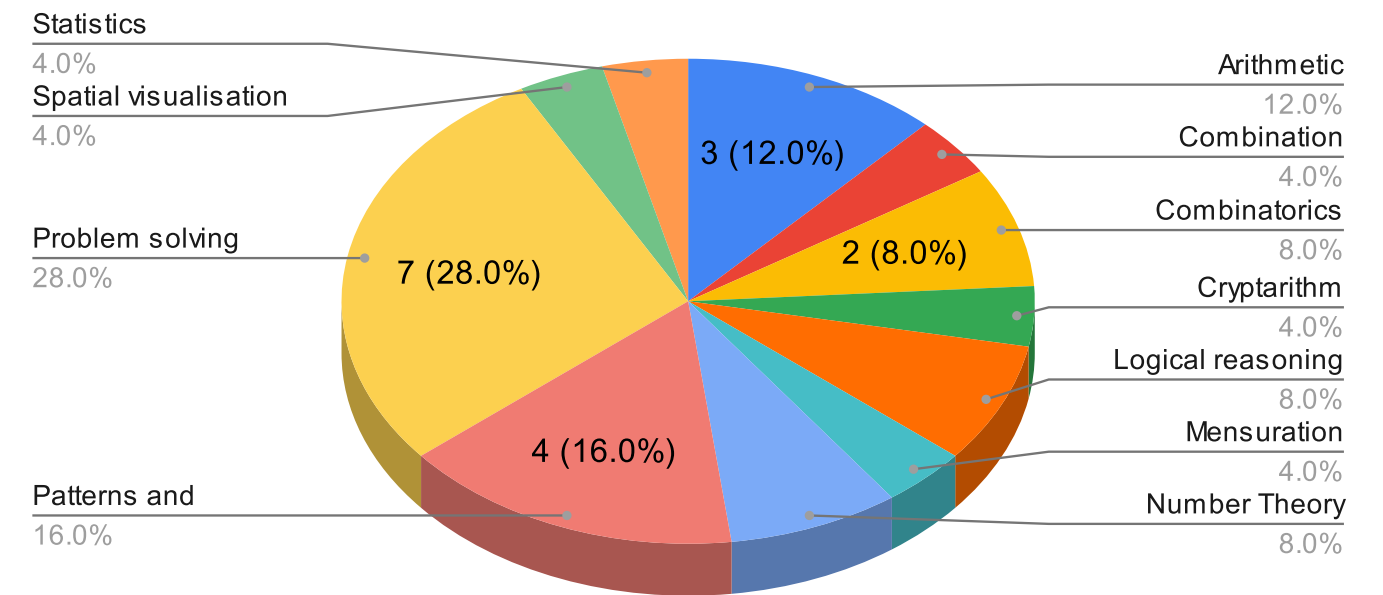
Bold figures represent the percentage of correct answer for each MCQ question. The highlighted figures indicate the 4 lowest values.



Paper C

No	Topic	No	Topic	No	Topic
1	Arithmetic	11	Cryptarithm	21	Problem solving
2	Patterns and sequences	12	Number Theory	22	Patterns and sequences
3	Patterns and sequences	13	Problem solving	23	Patterns and sequences
4	Problem solving	14	Arithmetic	24	Mensuration
5	Combination operations	15	Logical reasoning	25	Combinatorics
6	Statistics	16	Arithmetic		
7	Problem solving	17	Spatial visualisation		
8	Problem solving	18	Problem solving		
9	Problem solving	19	Combinatorics		
10	Combinatorics	20	Logical reasoning		

Topic Proportions



Average Performance by Topics

1	Mensuration	8.22%
2	Number Theory	13.01%
3	Spatial visualisation	13.70%
4	Logical reasoning	16.44%
5	Problem solving	25.44%
6	Combinatorics	29.18%
7	Patterns and sequences	35.68%
8	Statistics	37.81%
9	Arithmetic	40.00%
10	Cryptarithm	47.12%
11	Combination operations	61.10%