

RULES



Paper A - Grade 1, Year 2: 100 Marks

20 Multiple-Choice Questions / 5 Free-Response Questions for 90 min

3 marks each are contained by Questions 1-10, 4 marks each by Questions 11-20 and 6 marks each by Free-Response Questions 21-25, making a full score of 100. There is no penalty/deduction for wrong answer.

Awards

Top scorers will receive Gold (top 5% Globally), Silver (next 10% Globally), Bronze (next 15% Globally) and Merit (next 20% Globally) awards.

JMMC 2024 AWARDS & THRESHOLD : PAPER A



JUNIOR MATH
MASTERY CHALLENGE

FULL SCORE : 100

Year	Highest	Gold	Silver	Bronze	Merit
2024	49	36	30	23	17



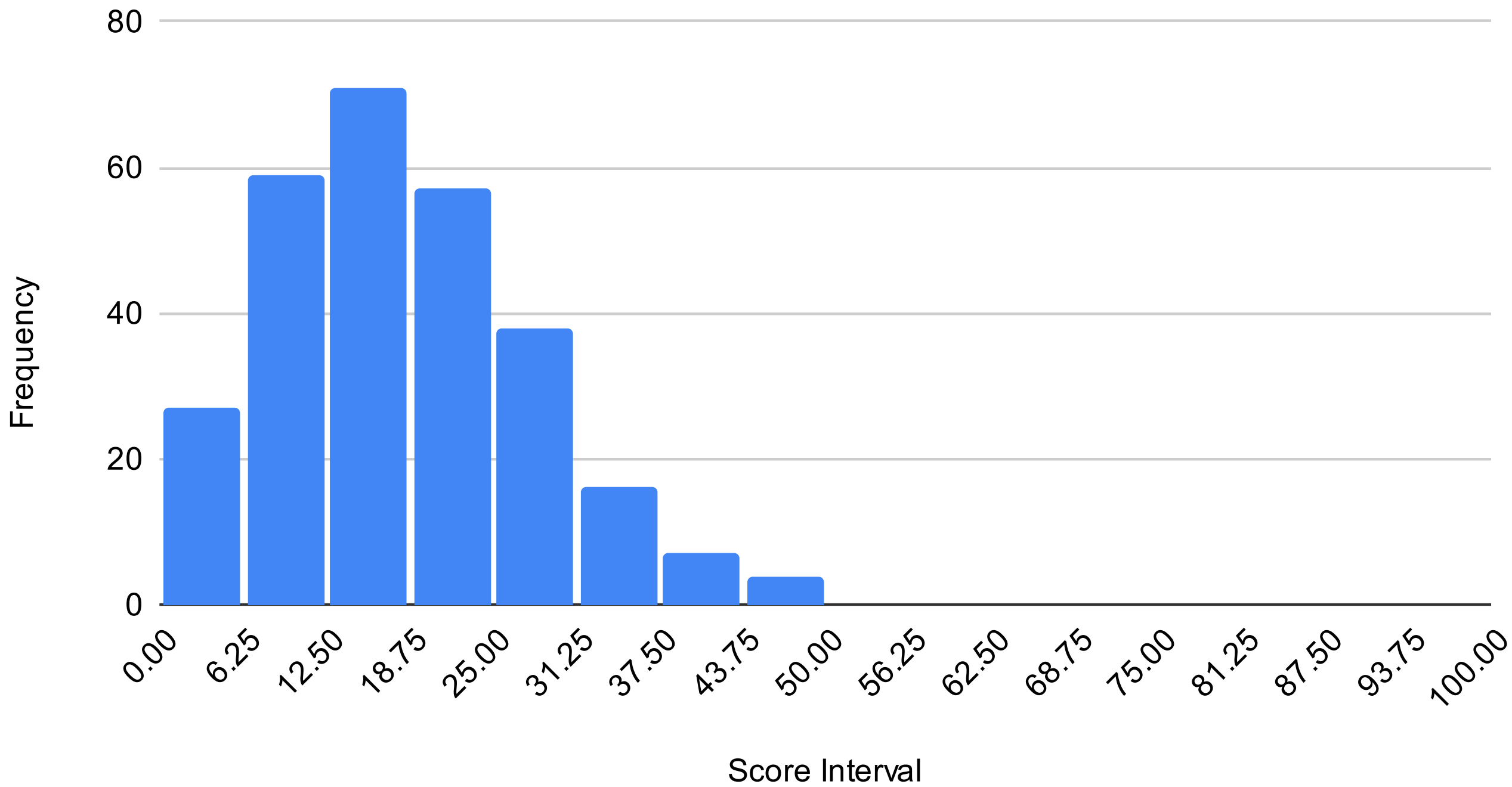
TOP GOLD HONOR

Student Name	Country	Student School
Lim Kai Jie	Malaysia	SJKC WEN HUA
Benedict Oliver Suwandy	Indonesia	HARAPAN BANGSA INTEGRATED CHRISTIAN SCHOOL
Rae Theodore Ocsing	Philippines	SAINT JUDE CATHOLIC SCHOOL



Paper A

Score Distribution of All Countries

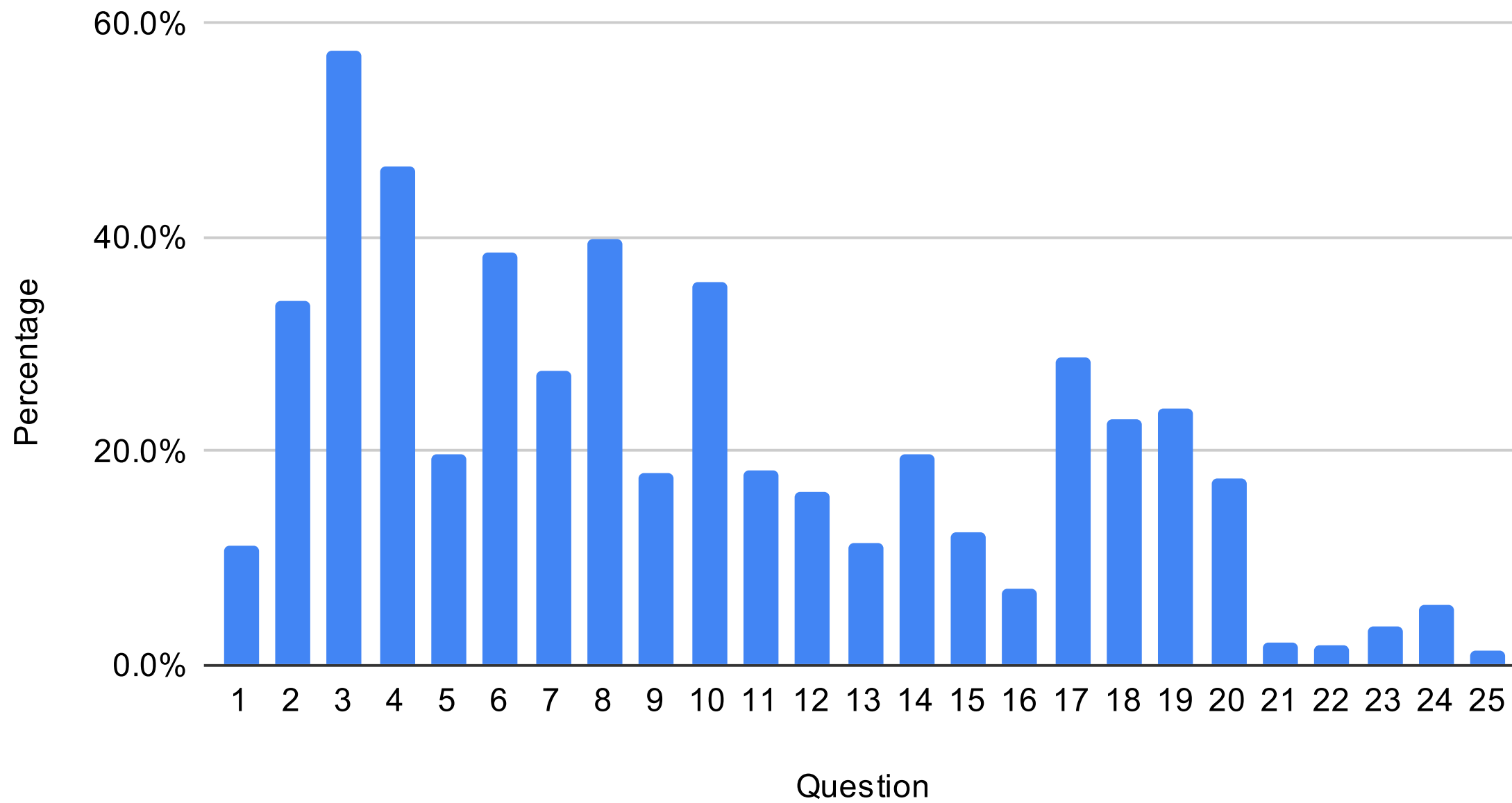


Score Statistics of Paper A	
Maximum	100
Highest	49
Average	17.9
Std Dev	9.8



Paper A

Percentages of Correct Answer



No.	A	B	C	D	E	N/A	Answer
1	9.0%	9.7%	12.5%	11.1%	54.5%	3.2%	D
2	28.3%	24.7%	34.1%	6.1%	4.3%	2.5%	C
3	11.1%	57.3%	9.0%	9.7%	8.2%	4.7%	B
4	14.7%	12.5%	13.3%	9.3%	46.6%	3.6%	E
5	19.0%	19.7%	9.3%	25.8%	21.9%	4.3%	B
6	38.7%	12.9%	17.6%	7.5%	17.9%	5.4%	A
7	10.0%	17.2%	22.6%	27.6%	17.9%	4.7%	D
8	17.6%	39.8%	7.2%	11.5%	18.6%	5.4%	B
9	23.3%	15.4%	17.9%	26.5%	13.6%	3.2%	C
10	22.6%	17.9%	12.9%	6.5%	35.8%	4.3%	E
11	23.3%	25.1%	11.5%	16.1%	18.3%	5.7%	E
12	16.5%	16.1%	12.2%	31.2%	19.0%	5.0%	B
13	43.7%	11.5%	14.7%	8.2%	16.5%	5.4%	B
14	16.1%	19.7%	19.0%	17.2%	21.5%	6.5%	B
15	51.3%	19.0%	12.5%	4.7%	8.2%	4.3%	C
16	48.4%	13.6%	19.7%	7.2%	5.7%	5.4%	D
17	22.6%	28.7%	12.5%	16.5%	12.5%	7.2%	B
18	14.3%	13.6%	20.4%	22.9%	20.8%	7.9%	D
19	24.0%	13.3%	15.1%	16.1%	24.0%	7.5%	E
20	25.4%	24.4%	15.4%	17.6%	10.4%	6.8%	D
21	Short Answer				%Correct		2.2%
22	Short Answer				%Correct		1.8%
23	Short Answer				%Correct		3.6%
24	Short Answer				%Correct		5.7%
25	Short Answer				%Correct		1.4%

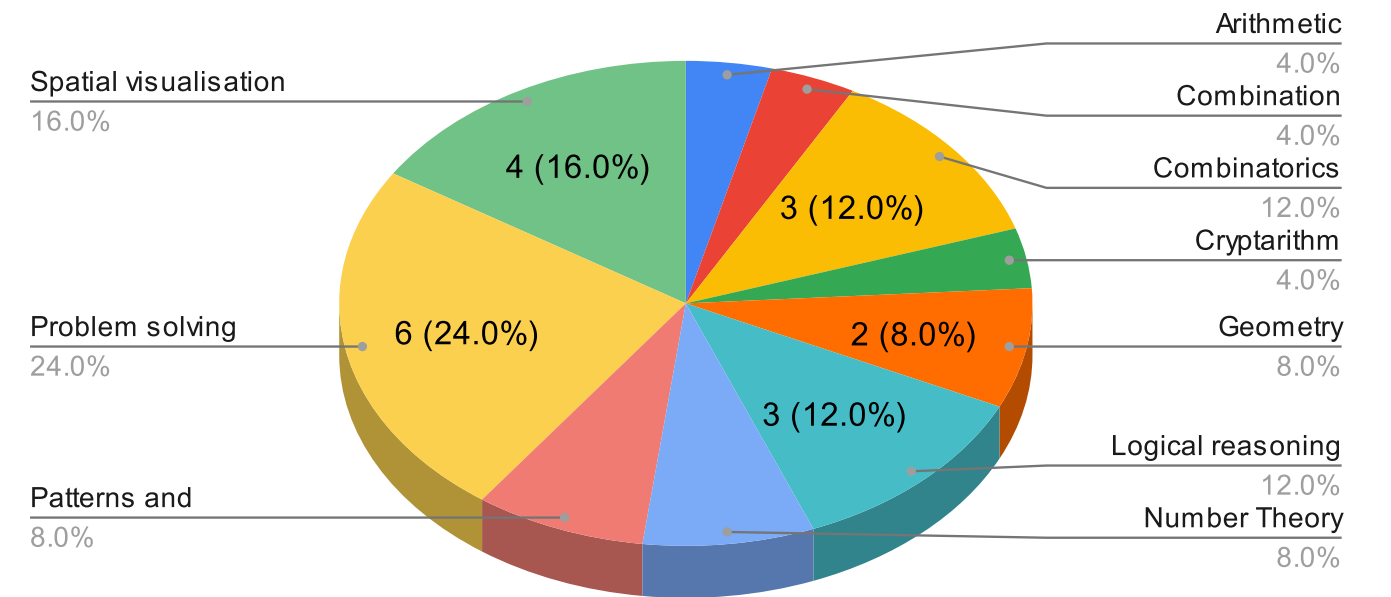
Bold figures represent the percentage of correct answer for each MCQ question. The highlighted figures indicate the 4 lowest values.



Paper A

No	Topic	No	Topic	No	Topic
1	Arithmetic	11	Patterns and sequences	21	Problem solving
2	Spatial visualisation	12	Spatial visualisation	22	Number Theory
3	Spatial visualisation	13	Combinatorics	23	Cryptarithm
4	Patterns and sequences	14	Problem solving	24	Combinatorics
5	Geometry	15	Combinatorics	25	Patterns and sequences
6	Problem solving	16	Spatial visualisation		
7	Problem solving	17	Combination operations		
8	Problem solving	18	Logical reasoning		
9	Problem solving	19	Logical reasoning		
10	Geometry	20	Logical reasoning		

Topic Proportions



Average Performance by Topics

1	Number Theory	1.61%
2	Cryptarithm	3.58%
3	Combinatorics	9.92%
4	Arithmetic	11.11%
5	Logical reasoning	21.51%
6	Problem solving	24.31%
7	Geometry	27.78%
8	Combination operations	28.67%
9	Spatial visualisation	28.67%
10	Patterns and sequences	32.44%